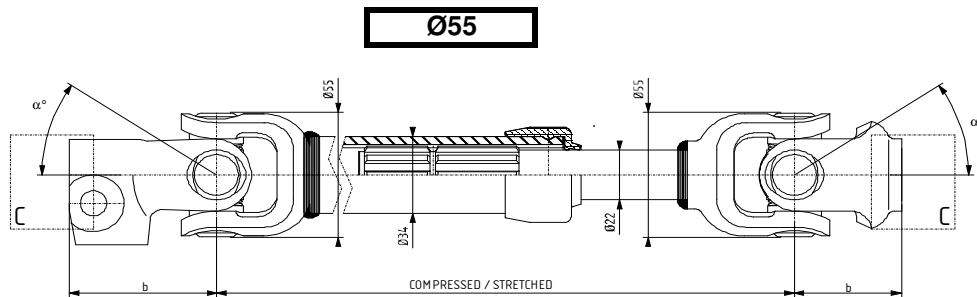
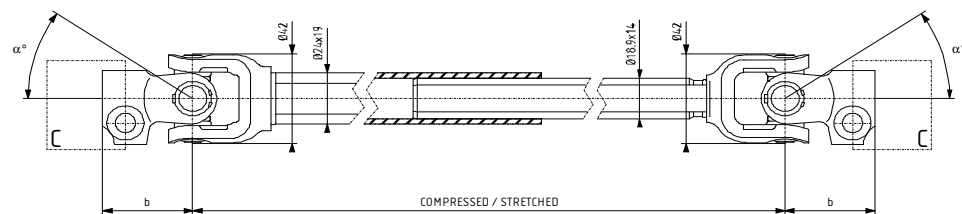
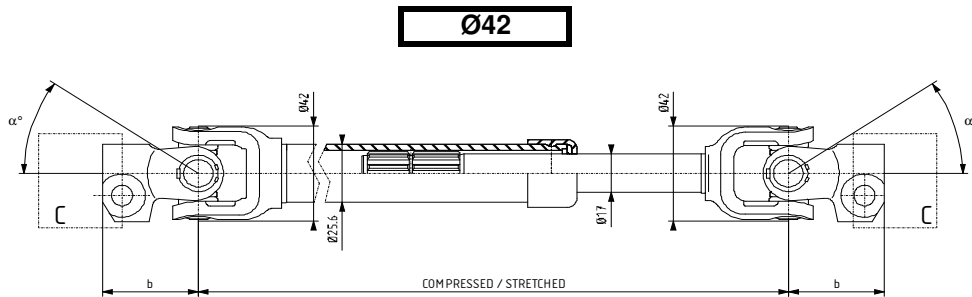


# SLIDING SHAFT Ø42 - Ø55

OUR SLIDING SHAFTS ALLOWED THE REALIZATION OF DOUBLE SLIDING JOINTS IN A GREAT RANGE OF LENGTH AND CAN BE MANUFACTURED WITH ANY PINIONS FORMS LISTED ON THE TABLE BELOW.



			Ø42	Ø55
C : PINION PROFILE	C1	Ø	STANDARD : Ø15;Ø17;Ø20	STANDARD : Ø25
	C2		STANDARD : Ø19x14	CONSULT US
	C3		STANDARD: 36 TEETH 5/8" - 28 TEETH/40 DIVISIONS - 37 INVOLUTE TEETH - 48 TEETH 3/4" - 21 INVOLUTE TEETH	STANDARD : 54 TEETH 75 TEETH - 79 TEETH
	C4		STANDARD : 5 TEETH / 27 DIVISIONS	CONSULT US
	C5		CONSULT US FOR DIFFERENT FORMS	